



FAMILY PHOTOGRAPHY BY
NATARSHA MARCH

Christmas Activities






CONTENTS

1. I SPY PUZZLE
2. WORDSEARCH
3. ADVENT CALENDAR
4. COLURING PAGES
5. CROSSWORD
6. LETTER TO SANTA
7. CHRISTMAS BINGO
8. THIS OR THAT?
9. CRAZY STORY
10. WORD SCRAMBLE
11. SALT DOUGH ACTIVITY
12. GIFT TAGS
13. MAZE PUZZLE
14. FAMILY FUED GAME
15. GIFT BOX CRAFT
16. FREE GIFT

I SPY Christmas



- | | | | | | | | | | | | | | | | | | | | |
|---|--|---|--|---|--|---|--|---|--|---|--|---|--|---|--|---|--|---|--|
| 2 | | 4 | | 4 | | 2 | | 4 | | 5 | | 7 | | 4 | | 6 | | 5 | |
| 1 | | 6 | | 7 | | 1 | | 3 | | 6 | | 7 | | 4 | | 7 | | 4 | |
| 3 | | 2 | | 4 | | 6 | | 2 | | 7 | | 3 | | 9 | | 6 | | 3 | |



Christmas Word Search

Can you find the words hidden in the puzzle?

C	A	N	D	Y	C	A	N	E	R	D	C
H	X	L	P	N	H	F	H	O	S	T	S
J	P	I	C	A	R	O	L	S	I	R	T
I	O	U	N	T	I	L	O	T	C	I	O
N	M	Y	M	G	S	A	N	T	A	C	C
G	S	J	U	M	T	O	H	K	I	K	K
L	T	B	G	S	M	E	R	R	Y	O	I
E	L	F	B	O	A	N	D	K	R	T	N
R	R	P	R	E	S	E	N	T	S	E	G
P	T	R	A	E	I	C	T	T	R	I	S
D	F	C	O	N	F	H	S	A	A	E	N
R	E	I	N	D	E	E	R	X	Y	E	E

CANDY CANE

JINGLE

CAROLS

JOY

CHRISTMAS

SANTA

REINDEER

ELF


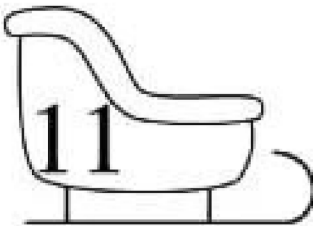
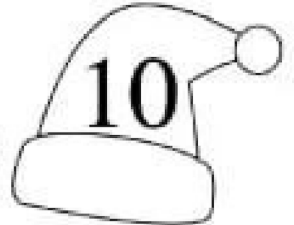
STOCKINGS

MERRY

PRESENTS

TREE

CHRISTMAS COUNTDOWN



COLOUR ONE PICTURE EACH DAY!


HAPPY *
* *Holidays* *



ADVANCED COLOURING PAGE



A Christmas Crossword



Across

- 2. The month of this holiday
- 3. Where Santa lives
- 7. A famous character made of snow
- 8. Naughty children get this in their stockings
- 10. We decorate the tree with these shiny strips

- 11. The wise men followed this to find Jesus
 - 14. They visited the baby Jesus
 - 15. The night before
- Down**
- 1. We put these on the tree
 - 4. The place of Jesus' birth

- 5. A time of no school
- 6. This reindeer's name starts with a 'V'
- 9. Mr Claus' first name
- 12. Eight of these animals pull Santa's sleigh
- 13. This holiday celebrates the birth of...



DEAR SANTA,



MY NAME IS _____

I'M _____ YEARS OLD

THIS YEAR I HAVE BEEN MOSTLY

VERY NICE



NAUGHTY



THIS YEAR I'M WISHING FOR:



WITH LOVE





25 DAYS OF CHRISTMAS BINGO LIST

1 DECORATE THE CHRISTMAS TREE 	2 MAKES HOT COCOA 	3 MAKE HOMEMADE ORNAMENTS 	4 RANDOM ACT OF KINDNESS 	5 MAKE A GINGERBREAD HOUSE 
6 WRITE A LETTER TO SANTA 	7 SING CHRISTMAS CAROLS 	8 BAKE CHRISTMAS COOKIES 	9 MAKE A CHRISTMAS WREATH 	10 WATCH A CHRISTMAS MOVIE 
11 GO SEE XMAS LIGHTS 	12 DONATE TOYS TO A CHARITY 	13 MAKE A CHRISTMAS CARDS 	14 READ A CHRISTMAS STORY 	15 MAKE A CHRISTMAS PLAYLIST 
16 VISIT SANTA CLAUS 	17 CHRISTMAS SWIM 	18 GO CHRISTMAS SHOPPING 	19 SPEND THE EVENING WRAPPING GIFTS 	20 DO EVERY PAGE OF THIS BOOKLET 
21 UGLY SWEATER DAY 	22 HAVE A FAMILY GAME NIGHT 	23 DONATE FOOD TO HOMELESS SHELTER 	24 HAVE A CHRISTMAS SCAVENGER HUNT 	25 OPEN A PRESENT 

Christmas this or that



REAL TREE

ARTIFICIAL TREE

WHITE LIGHTS

MULTICOLORED LIGHTS

CLASSIC CHRISTMAS MOVIES

NEW RELEASES

EGGNOG

HOT CHOCOLATE

GINGERBREAD COOKIES

SUGAR COOKIES

GIVING GIFTS

RECIEVING GIFTS

UGLY SWEATER PARTY

FORMAL DINNER

NEW YEAR'S EVE

CHRISTMAS EVE

CHRISTMAS MAD LIBS

A Christmas Story

It was Christmas Eve, and *name* was feeling *adjective*

They had been waiting for this day all year long, and now it was finally here. They had spent the day *[verb ending in -ing]* and *[verb ending in -ing]* with their family, but now it was time for bed.

As they lay in bed, they heard a noise outside. They jumped out of bed and ran to the window to see what was going on. To their surprise, they saw *noun* flying through the sky.

It was Santa Claus and his *adjective* reindeer!

..... *name* was so excited that they ran to the living room to see

if Santa had left any presents. To their delight, there were *number* presents under the tree. They tore open the wrapping paper

to reveal *adjective* gifts. After opening presents, *name*

and their family sat down to a delicious meal of *noun* and

..... *noun* They laughed and talked and enjoyed each other's company. As the

night wore on, *name* started to feel

..... *adjective* They knew it was time to go to bed, but they didn't want the night to end. They closed their eyes and drifted off to sleep, dreaming of all the wonderful things that Christmas had brought.



CHRISTMAS

WORD SCRAMBLE



Unscramble the festive words below

WASMONN

CFERATIKU

GNETRISEG

UITYLEED

LETBHMEHE

AEFKTUFI

EIGEGADENRB

GENGOGG

YFSTRO

GSWOONELB

HSIEGL

YCECNDNA

BEMCEDR

HGINCR

HEPONLROT

SALT DOUGH ORNAMENTS

🕒 10 minutes prep

🕒 3-4 hours baking

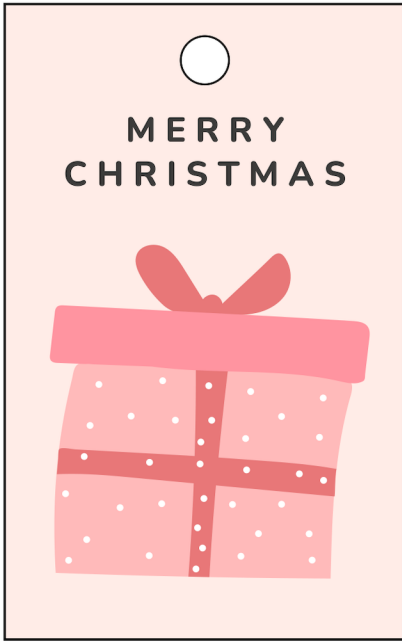


Ingredients

1 Cup plain flour (250g)
1/2 cup table salt (125g)
1/2 cup water (125ml)

Method

1. Set oven to lowest heat.
2. Combine all ingredients in a bowl until it comes together
3. Roll the salt dough onto a silicone mat or lightly floured bench to a thickness of around 5mm.
4. Use biscuit cutters to shape your ornaments.
5. Press the tip of a piping nozzle into the top of each shape to make a hole. Use a pencil if you do not have a nozzle. Don't make it too close to the edge or it won't hold the ribbon.
6. Bake ornaments for around 3-4 hours until solid. Leave to cool completely.
7. Decorate with acrylic paint, felt pens, glitter (if you're crazy lol) and then tie your ribbon through the hole and hang on the tree.



CHRISTMAS MAZE PUZZLE

Help the puppy find their way home before Christmas Day




Start here



Christmas

FAMILY FEUD



Ask all players to answer the questions. The catch is that you only get a point for answers no-one else said!

Name something you can make with snow

Name a popular Christmas food.

A scent often associated with Christmas

A scent often associated with Christmas

What is something you might hear Santa say?

What is a Christmas song that most everyone knows?

Other than Santa, name an inhabitant of the North Pole

Name something you would give at Christmas

Name something red and white

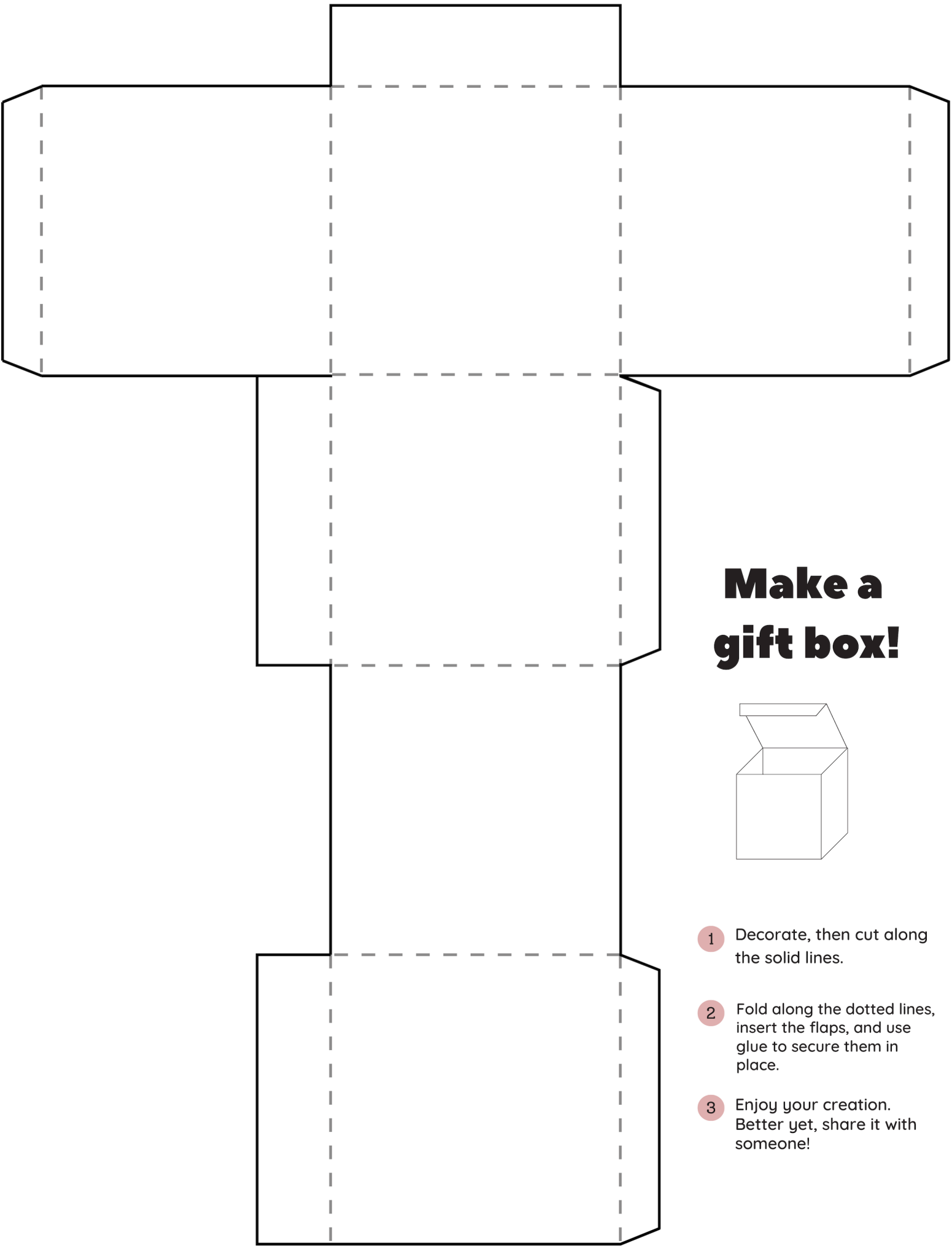
Name someone who is known for hating Christmas

What is something Santa wears

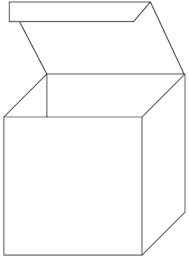
Name a popular Christmas movie

Name something people do the day after Christmas.

TOTAL SCORE



Make a gift box!



- 1 Decorate, then cut along the solid lines.
- 2 Fold along the dotted lines, insert the flaps, and use glue to secure them in place.
- 3 Enjoy your creation. Better yet, share it with someone!



PHOTOGRAPHY GIFT



Valid 1 December - 31 January

CODE : XMAS99

**PHOTO
GIFT CARD**

www.familyphotographybynatarshamarch.com.au



As an extra gift, included in this free download is a special photography offer perfect for your family or to gift to another!

- Full length photoshoot (value \$200)
- 5x7 fine art print OR one full digital file (value \$150)
- Viewing and ordering appointment (value \$100)
- Free 8x10 woodmount desktop (value \$290)

\$740 value for just \$99

Book any available session within the next 12 months.

To lock in your deal and get more info, head to the registration link on the website and use the special offer code: **XMAS99**

Special code valid December 1 - January 31

Register your
gift card here



Then book your photoshoot
once the gift card is registered.